







02	Company History
04	Key Features
06	Chassis Features
08	Unity
10	Unity Floorplans
12	Unity Murphy Bed Lounge
14	Unity Murphy Bed
16	Unity FX
18	Unity Corner Bed
20	Unity Rear Lounge
22	Unity Twin Bed
24	Unity Design
28	Unity Options
30	Unity Specifications
32	Wonder
34	Wonder Floorplans
36	Wonder Murphy Bed Lounge
38	Wonder Rear Lounge
40	Wonder Rear Twin Bed
42	Wonder Front Twin Bed
44	Wonder Design
48	Wonder Options
50	Wonder Specifications
52	Owners' Resources



**Our vision is to be a premier company.
We're inspired by the freedom to explore
and driven by a commitment to
growing our community.**

Our story began in 1965 when P.W. Enns, who owned a plumbing and heating business in Winkler, Manitoba, Canada, took an interest in manufacturing travel trailers while visiting Elkhart, Indiana, on a volunteer trip. Arriving home with his newfound business venture, he enlisted the help of his two sons-in-law, Philipp R Ens and Peter Elias. With enthusiasm and energy Triple E was born. The three Es – Enns, Ens, and Elias – became the components of our name, Triple E Recreational Vehicles.

The company started with great modesty. What began as a family-owned operation, with a small group of employees, has today developed into one of North America's leading RV manufacturers. Over the years many different models were introduced. From travel trailers, fifth-wheels, Class A motorhomes to our current line-up of Class C motorhomes, these products represent over 55 years of hard work, and hundreds of thousands of hours of commitment and dedication from our employees.

Triple E is fortunate to be located in an area with a rich cultural heritage. Our employees are highly skilled craftspeople with strong work ethic and unwavering dedication. Our commitment to quality and listening to our customers' invaluable feedback has been the foundation of our success. We have seen many changes within the RV industry and, today, Triple E remains one of the last surviving RV manufacturers in Canada.

We look to the future with renewed energy and optimism. The company has strong leadership and an excellent workforce. Our products are recognized as some of the finest in the industry. The next generation of our company is driven by innovation while remaining committed to our long-standing history of quality craftsmanship.

Over 55 years later our vision remains committed to being a premier company. We're inspired by the freedom to explore and driven by a commitment to growing our community of employees, customers, dealers, suppliers, and our local community. May you experience the joy of companionship, surprise and adventure, as the road leads you on your journey ahead.



1965
The Beginning
Triple E was incorporated on October 17, 1965.



1972
Staff Dedication
The company contemplated shutting its doors. It was the dedication, loyalty, and work ethic of laid off staff that would characterize the Triple E community. The staff called a meeting with management and offered their labour, free of charge, to re-build the plant.

1990
25th Anniversary
The product line up included the Empress, the Empress SE, and the Regency. The Class C Regency continued to gain popularity, offering all the amenities, design and features that a Class A offered, in a more compact unit.

2002
The First Mercedes-Benz Class B
Leisure Travel Vans was the first North American manufacturer to produce a Class B Motorhome on the 21.5-foot Mercedes-Benz Sprinter 2500 Cargo Van.



2009
An Industry First
Triple E launched the Unity by Leisure Travel Vans – the industry's first Class C motorhome with a queen size Murphy bed built on a Mercedes-Benz chassis. The Unity quickly became recognized as one of Triple E's most innovative product introductions.



1967
Canada's First Motorhome Prototype
 "The Caravan" was constructed on a salvaged Ford Truck Chassis, fully equipped with toilet facilities, hot and cold running water, shower, oven, refrigerator, and wall-to-wall carpeting.

1969
Acquisition of Triple E
 Jim Pattison, of Neonex Leisure Products, acquired a controlling interest in Triple E in 1969. Triple E welcomed his business expertise and marketing skills to aid in its rapid growth.

1970
The Original Motorhome Chassis
 With no chassis' in GM's lineup suitable for a motorhome addition, P.W. Enns modified a GM truck chassis to create his vision. One year later, GM introduced an RV chassis utilizing similar engineering modifications.

1972
Fire Destroys the Entire Operation
 Fire spread through the factory, tragically claiming the life of general manager Henry Schellenberg of the Motorhome division.

1974
Triple E Canada Restored
 During the economic downturn and two years after fire destroyed the plant, Phil Ens, and P.W. Enns bought back the company. Triple E Canada was restored to family ownership.

1978
Leisure Travel Vans Begins
 Leisure Travel Vans was founded in 1978 by Reg and Saide Harder in Gretna, Manitoba.

1987
International Expansion
 Triple E expanded internationally targeting countries including Germany, Sweden, Holland, Norway and Japan.



1988
Launch of the Empress
 The Empress SE was launched in Canada, featuring a 45° sloped windshield for increased visibility, an abundance of storage space, and four season capabilities.



2005
40th Anniversary
 Triple E celebrated its 40th Anniversary and held a customer rally featuring the full lineup of products: Class A and C motorhomes, travel trailers and fifth wheels.



2005
The Serenity
 Leisure Travel Vans launched the widebody Freedom 2 Serenity, built on the Mercedes-Benz Sprinter 3500 cab chassis. The model featured a full fiberglass body, a separate sleeping area, and a bathroom equipped with a full corner shower, toilet, sink and vanity.

2008
Triple E Acquires Leisure Travel Vans
 The Class B van manufacturer was located in Morden, Manitoba just seven miles down the road from Triple E.

2010
Consolidation
 As a result of the economic state of the RV manufacturing industry in North America during the great recession, Triple E RV and Leisure Travel Vans were consolidated into one operation. Triple E made the decision to discontinue Class A, travel trailer and fifth wheel production and focus on the Class B and C markets.

2012
Free Spirit SS
 Leisure Travel Vans released the Free Spirit SS, a Sprinter Van chassis featuring a built-in slide-out. This innovative floorplan proved to be another very successful product innovation.

2015
50th Anniversary
 Leisure Travel Vans redesigned the exterior of its flagship Unity to a sleek European contoured fiberglass design.

2016
Wonder Launch
 Leisure Travel Vans expanded its product offering with the introduction of the Wonder Class C built on the new Ford Transit chassis.

2022
Murphy Bed Lounge
 Leisure Travel Vans launched a completely re-designed Murphy Bed floorplan, named the Murphy Bed Lounge, available on both the Unity and Wonder product lines.



Key Features

Premium Finishes

We design modern, inviting interiors that are warm and welcoming, with high style and quality standards. All Leisure Travel Vans are finished using only the most exceptional, premium-quality materials such as Ultrafabrics®, Corian®, and FENIX®.



Curved Cabinetry

Designed to flow with the lines of your Leisure Travel Van and make clever use of space, our signature curved cabinetry is found in all models and is available in multiple finishes.

Ultrafabrics®

Relax into beautiful upholstery that you can trust to hold up through years of adventures and getaways. Ultrafabrics is a leading synthetic leather that resists staining, cracking, and general wear.



Premium Cabinetry Finishes

Our premium cabinetry finishes lend a uniquely European design sensibility to your living space. Modern yet timeless, your cabinets will look great for years to come.



2000-W Inverter

The 2000-W Pure Sine Wave Inverter provides plenty of capacity for running your 120-V devices, as well as an inverted microwave plug.



Table Mount System

Unity RL, TB, Wonder RL, RTB Our innovative swiveling table mount system is strategically placed in multiple locations, allowing you to easily reconfigure your spaces to suit your needs.



Corian®

Corian® solid surface countertops bring a touch of luxury to life on the open road and are easy to clean and resistant to staining.



Optional FENIX®

The perfect combination of easy to care for and esthetically appealing, the FENIX® matte surfaces used throughout our interiors are scratch-resistant, anti-fingerprint, and anti-bacterial.



LED Lighting Including Accent Lighting

Interior and exterior LED lighting provides pure, bright light with long-lasting bulb life. In addition, integrated ceiling and floor accent lighting add mood and elegance.



Murphy Bed Configurations

Unity MBL, MB, FX, RL, Wonder MBL, RL From our very first models to today's modern floorplans, innovative use of the Murphy bed has set our RVs apart. Whichever floorplan you choose, you'll find flexible living spaces and a surprising amount of space in a small footprint.



Truma Aventa Eco Air Conditioner

The ultra-quiet Truma Aventa Eco perfectly balances cooling and humidity while minimizing noise in a contemporary, energy-efficient, low-profile design.



Lithium Batteries

Embrace an extra level of carefree with standard lithium batteries. With more usable capacity, maintenance-free operation, and a longer lifespan, you'll spend less time thinking about your battery levels and more time exploring.

Truma AquaGo Comfort Plus Water Heater

Enjoy the comfort and luxury of instant hot water from every tap, thanks to the Truma AquaGo Comfort Plus water heating system, standard on all Leisure Travel Vans models.



Day-Night Roller Shades

Unity

Regulate interior temperatures and ensure daytime privacy without compromising the view with Day Shades. Sleep well with Night Shades in a blackout fabric that blocks 100% of the light at night.



Optional Inflatable Bed System

Unity TB, RL, Wonder RL, RTB

Accommodate overnight guests with the optional innovative bed system. In select models, your dinette, which comfortably seats four around a removable table, makes clever use of the front swivel chairs to conveniently convert into a bed.



Stainless Steel Galley Sink

When cooking or washing up, you'll love the large 16-inch-diameter galley sink, complimented by a stylish high-arc faucet. It's another way we bring the comforts of home to RV life.

Optional Integrated Exterior Table

Enjoy more time spent in the great outdoors with an optional integrated exterior table that makes cooking and eating outside even more convenient. When not in use, the table conveniently folds up to fit inside your exterior storage compartment.



Vacuum-Bonded Construction

Quality will always come first, and we build products that are meant to last. The walls and floors of every Leisure Travel Van are vacuum-bonded and insulated, providing a solid foundation you can count on.



Dry Baths in All Models

Life on the road intersects with the comforts you're used to at home, thanks to our commitment to a better RV bathroom. Enjoy a spacious, separate shower and modern toilet and vanity in every Leisure Travel Vans model.



Pull-Out Pantry

Excluding Wonder FTB

The pull-out pantry system found in most Leisure Travel Vans models allows for convenient storage of spices, cooking supplies, groceries, and much more.



Ducted Air Conditioning

Unity, Wonder MBL

Keep your cool wherever you may roam – the 13,500 BTU roof-ducted air conditioning system provides an even flow of cool air throughout the coach.



An Abundance of Interior and Exterior Storage

We've strategically optimized every inch of all Leisure Travel Vans floorplans to offer you the most possible interior and exterior storage. Intelligent, accessible storage means you can bring your travel essentials – and maybe a few extra comforts – on your next adventure.

Auto Generator Start

Easily regulate indoor temperatures by setting the generator to turn on automatically according to your set preferences. You can also have the generator auto-start when your battery is low or based on a timer.



Stunning Design

From contoured walls to frameless windows, everything about the European-inspired exterior design of a Leisure Travel Van is clean, stylish, and aerodynamic.

Chassis Features

UNITY

Built on the
Mercedes-Benz Sprinter
Cab Chassis 3500



Chassis & Powertrain

- ◆ 11,030 lb Gross Vehicle Weight Rating
- ◆ 170" Wheelbase
- ◆ 2.0-L Turbocharged I-4 Diesel, 208 hp and 332 ft-lb
- ◆ 9G-Tronic Automatic Transmission
- ◆ Fuel Tank – 24.5 US gallons
- ◆ Speed-Sensitive Electric Power Steering

Exterior Features

- ◆ Alcoa Dura-Bright® Aluminum Wheels (4 Wheels Dura-Bright, All 6 Aluminum) – Optional
- ◆ Chrome Grille Package
- ◆ Front Fog Lamps With Cornering Light Function
- ◆ Heated and Electrically Adjustable Exterior Mirrors
- ◆ High Beam Assist
- ◆ LED High Performance Headlamps
- ◆ Wet Wiper System with Rain Sensor

Interior Features

- ◆ Digital Rearview Mirror
- ◆ Driver-Side and Passenger-Side Seat Swivels
- ◆ Heated and Powered Comfort Driver and Passenger Seats with Lumbar Support
- ◆ Instrument Cluster with Color Display
- ◆ Leather Multifunction Steering Wheel
- ◆ MBUX Multimedia System – Touchscreen with Intelligent Navigation
- ◆ SiriusXM Satellite Radio Ready
- ◆ Wireless Charging Tray

Safety & Security

- ◆ Active Brake Assist
- ◆ Active Distance Assist Distronic
- ◆ Active Lane Keeping Assist
- ◆ Attention Assist
- ◆ Crosswind Assist
- ◆ Emergency Call System Ready
- ◆ Hill Start Assist
- ◆ HOLD Function
- ◆ Load-Adaptive Electronic Stability Program (ESP)
- ◆ Traffic Sign Assist

Mercedes-Benz Sprinter



11,030 lb GVWR	2-L Turbocharged Diesel Engine
208 hp and 332 ft·lb Horsepower and Torque	170" Wheel Base
Transmission	9G-Tronic Automatic Transmission
All-Wheel-Drive	–
Advanced Active Safety Features	✓
Tire Pressure Monitoring System (TPMS)	–
Headlamps	LED High Performance
Front Fog Lights	✓
Aluminum Wheels	Optional
Electric Power Assisted Steering	✓
Multimedia System	MBUX Multimedia System
Apple CarPlay and Android Auto	✓
Driver-Side & Passenger-Side Seat Swivels	✓
Power & Heated Captain's Chairs	✓
Ultrafabrics® Driver & Passenger Seats	✓

Image for illustration purposes only. Specifications are based on the 2023MY Mercedes-Benz Sprinter. Due to ongoing supply constraints, some Mercedes-Benz Sprinter features listed may not be available on all chassis.



WONDER

Built on the
Ford Transit
Cutaway T-350 Chassis

Ford Transit



11,000 lb GVWR	3.5-L EcoBoost V6 Gas Engine
310 hp and 400 ft·lb Horsepower and Torque	178" Wheel Base
Transmission	10-speed Automatic Transmission
All-Wheel-Drive	Optional
Advanced Active Safety Features	✓
Tire Pressure Monitoring System (TPMS)	✓
Headlamps	High-Intensity Discharge (HID)
Front Fog Lights	✓
Aluminum Wheels	Standard
Electric Power Assisted Steering	✓
Multimedia System	SYNC® 4 Navigation System
Apple CarPlay and Android Auto	✓
Driver-Side & Passenger-Side Seat Swivels	✓
Power & Heated Captain's Chairs	-
Ultrafabrics® Driver & Passenger Seats	✓

Chassis & Powertrain

- ◆ 11,000 lb Gross Vehicle Weight Rating
- ◆ 178" Wheelbase
- ◆ 3.5-L EcoBoost® V6, 310 hp, and 400 ft·lb
- ◆ 10-Speed Automatic Overdrive with Selectshift®
- ◆ Electric Power Assisted Steering
- ◆ Fuel Tank – Capless Fuel Fill, 25 US gallons
- ◆ Optional Intelligent All-Wheel Drive
- ◆ Remote Start

Exterior Features

- ◆ 16" Heavy-Duty Forged Aluminum Wheels – Standard
- ◆ Auto High-Beam Headlamps
- ◆ Automatic Rain-Sensing Windshield Wipers
- ◆ Front Fog Lamps
- ◆ High-Intensity Discharge (HID) Headlamps
- ◆ Manual Folding Heated Mirrors

Interior Features

- ◆ Driver-Side and Passenger-Side Seat Swivels
- ◆ Instrument Cluster with Color Display
- ◆ SiriusXM Satellite Radio Ready
- ◆ SYNC® 4 Multimedia System – 12" Colored Multi-Function Touch Screen with Navigation

Safety & Security

- ◆ 4-Wheel Anti-Lock Braking System (ABS)
- ◆ Adaptive Cruise Control
- ◆ Forward Collision Warning
- ◆ Intelligent Adaptive Cruise Control
- ◆ Intersection Assist
- ◆ Lane-Keeping System
- ◆ Post-Collision Braking
- ◆ Pre-Collision Assist with Automatic Emergency Braking
- ◆ Securilock Passive Anti-Theft System with Engine Immobilizer
- ◆ Side Wind Stabilization
- ◆ SOS Post-Crash Alert System Ready
- ◆ Tire Pressure Monitoring System (TPMS)

Image for illustration purposes only. Specifications are based on the 2023MY Ford Transit. Due to ongoing supply constraints, some Ford Transit features listed may not be available on all chassis.

UNITY



Due to ongoing supply constraints, some Mercedes-Benz Sprinter features shown may not be available on all chassis



Floorplans



Murphy Bed Lounge | U24MBL



Murphy Bed | U24MB
(Shown with standard Leisure Lounge)



FX | U24FX



Corner Bed | U24CB
(Shown with Standard Dinette)



Rear Lounge | U24RL



Twin Bed | U24TB



Unity Murphy Bed Lounge shown with Rift Oak cabinetry, Bianco White cabinetry upgrade, Antarctica countertops, and Dove upholstery.

Unity Murphy Bed Lounge | U24MBL

The next-generation Murphy Bed.

The next-generation Murphy Bed Lounge offers a completely reimagined layout based on LTV's original Unity Murphy Bed model. Available on both the Unity and Wonder product lines, the Murphy Bed Lounge features an all-new patented Leisure Lounge system, a redesigned modern interior, and a host of new premium components.



Build your Unity Murphy Bed Lounge



- ◆ Ford or Mercedes-Benz. Gas or diesel. With the Murphy Bed Lounge on both the Unity and Wonder product lines, you can now choose your preferred chassis.
- ◆ The redesigned, patented Leisure Lounge system offers upgraded dual reclining chairs, an updated dinette table system, and a large, panoramic window, drawing in an abundance of natural light in both day and night modes.

- ◆ The Murphy bed features a comfortable, nearly king-sized (65-inch × 74-inch) sleeping area.
- ◆ The updated living area features a relocated entrance door, offering unobstructed views of the campsite from the large picture window directly across the Leisure Lounge.

- ◆ The spacious lavatory includes a large 34-inch × 34-inch corner shower with curved glass door, a vanity featuring Corian® inset with integrated storage, LED accent lighting, and a skylight.
- ◆ Interior finishes include luxurious and durable Ultrafabrics® upholstery and Corian® countertops.



Unity Murphy Bed shown with White Oak cabinetry, Bianco White cabinetry upgrade, Antarctica countertops, and Clay upholstery.



Unity Murphy Bed | U24MB

Unparalleled style and comfort.



Build your Unity Murphy Bed

Sleep soundly on a luxurious, nearly king-sized Murphy bed. Come morning, enjoy a complete living space featuring the patented and innovative Leisure Lounge System or optional Leisure Lounge Plus, a pop-up 40-inch smart LED TV, elegant curved European cabinetry throughout, and a washroom to make any Class A envious. Any way you look at it, the Unity Murphy Bed is one big “little” motorhome.



◆ The Murphy bed features a comfortable, nearly king-sized (68-inch × 76-inch) sleeping area.

◆ Interior finishes include luxurious and durable Ultrafabrics® upholstery and Corian® countertops.

◆ The spacious lavatory includes a large 34-inch × 34-inch corner shower with curved glass door, Corian® inset with integrated storage, LED accent lighting, and skylight.

◆ An optional Overhead Cabinet Door Upgrade is available in Bianco White FENIX®.

◆ The standard innovative patented Leisure Lounge System features multiple configurations for dining, relaxing, and sleeping.

◆ The optional Leisure Lounge Plus upgrades the slide-out to dual oversized Ultrafabrics® swivel power recliners.



Unity FX shown with Rift Oak cabinetry, Antarctica countertops, and Dove upholstery.



Unity FX | U24FX

Eat. Sleep. Drive. Explore.



Build your Unity FX

The Unity FX puts the power in your hands, with innovative ways to cleverly customize your dual living spaces throughout the day. The innovative Leisure Lounge System offers multiple configurations for dining, relaxing, and sleeping. A second rear lounge with a residential-style sectional sofa provides even more living, working, and entertainment space, even while the luxurious Murphy bed is used. Wherever and however you explore, the Unity FX will fill every moment with comfort.



- ◆ The innovative Leisure Lounge System offers multiple configurations for dining, relaxing, and sleeping.
- ◆ The Murphy bed features a comfortable, nearly king-sized (68-inch x 76-inch) sleeping area and additional storage compartments.

- ◆ In the rear lounge, a residential-style sectional sofa includes an integrated ottoman that serves as the perfect footrest, coffee table, or even a flip-up work desk.
- ◆ An optional Overhead Cabinet Door Upgrade is available in Bianco White FENIX®.

- ◆ Interior finishes include luxurious and durable Ultrafabrics® upholstery and Corian® countertops.
- ◆ In the dry bath, a clever two-stop door provides more floor space where you need it.



Unity Corner Bed shown with Mocha cabinetry, Bianco White cabinetry upgrade, Antarctica countertops, and Sand upholstery.



Unity Corner Bed | U24CB

Miles from ordinary.



Build your Unity Corner Bed

The Unity Corner Bed offers all of the comforts and features you would expect to find in a much larger coach in just over 25 feet. The booth dinette or optional U-Lounge provides the perfect seating area for dining and entertaining, converting to a bed for overnight guests. The spacious galley features high-end finishes and a pull-out pantry, and in the rear, a comfortable full-time bed welcomes you to rest. No matter where you travel, you'll feel at home with the Unity Corner Bed.



- ◆ Up to four seat belts allow you to safely accommodate friends or grandkids on your travels.
- ◆ The full-time rear corner bed features a comfortable, nearly queen-sized (52-inch x 76-inch) mattress.

- ◆ The stylish and comfortable front dinette area easily converts into a second bed.
- ◆ Enjoy flexible entertainment via TVs in both the front living area and rear bedroom area.

- ◆ An optional Overhead Cabinet Door Upgrade is available in Bianco White FENIX®.
- ◆ Interior finishes include luxurious and durable Ultrafabrics® upholstery and Corian® countertops.



Unity Rear Lounge shown with White Oak cabinetry, Bianco White cabinetry upgrade, Concrete countertops, and Sand upholstery.



Unity Rear Lounge | U24RL

Where luxury and nature meet.



Build your Unity Rear Lounge

Built on the impressive Sprinter Cab Chassis, the Unity Rear Lounge features an innovative layout with two unique multi-purpose living spaces, creating a coach that easily adapts to your lifestyle and needs. Adjacent to the generous galley, find a removable front dinette that comfortably seats four and easily converts to a second bed (optional) for overnight guests. At the rear, a residential-style sectional sofa with two built-in lounge chairs and near floor-to-ceiling windows transforms into a luxurious master bedroom, thanks to a modern Murphy bed system.



- ◆ The spacious rear living area is equipped with a 32-inch TV and sound bar, and a sectional sofa with two power recliner seats.
- ◆ Near floor-to-ceiling windows provide an abundance of natural light and immersive views during the day, and a range of accent lighting creates ambiance after dark.
- ◆ A 58-inch × 74-inch Murphy bed transforms the rear into a luxurious master bedroom.
- ◆ A centralized touchscreen display or mobile app can be used to control lighting, heating and cooling, tank and battery level monitoring, and more.
- ◆ Cooking enthusiasts will enjoy the generous galley with a large countertop, flip-down extension, and premium appliances.
- ◆ The front dinette comfortably seats four around a removable table and conveniently converts into an optional bed system.



Unity Twin Bed shown with White Oak cabinetry, Concrete countertops, and Sand upholstery.


Unity Twin Bed | U24TB

Creatures of comfort.



Build your Unity Twin Bed

The Unity Twin Bed is ready for whatever the day brings, from morning to night or even an indulgent afternoon nap. With the choice of a full-sized or twin beds, a great night's sleep or a comfortable place to relax is ready when you are. At the front of the coach, find a comfortable living area with a removable dinette table and spacious galley. Completed with a three-piece dry bath and extensive storage throughout, the Unity Twin Bed makes an ideal touring coach for those extended journeys.



- ◆ The standard Leisure Lounge Express converts from a dining area with two seats to a cozy chaise lounge with ease.
- ◆ An optional Overhead Cabinet Door Upgrade is available in Bianco White FENIX®.

- ◆ The optional 45-inch × 88-inch inflatable bed can be used to convert the front dinette into an additional sleeping area.
- ◆ The galley features a deep stainless steel sink, a two-burner cooktop, and a spacious fridge/freezer.
- ◆ A convenient rear pass-through storage compartment

- and outstanding 60 cubic feet of exterior storage makes packing easy.
- ◆ A centralized touchscreen display or mobile app can be used to control lighting, heating and cooling, tank and battery level monitoring, and more.

Cabinetry



White Oak shown with Bianco White FENIX® Cabinetry Upgrade



Rift Oak shown with Bianco White FENIX® Cabinetry Upgrade

Upholstery

Captain's chair shown.



Dove Ultrafabrics®



Sand Ultrafabrics®



Clay Ultrafabrics®



Mocha shown with Bianco White FENIX® Cabinetry Upgrade

Countertops



Antarctica Corian®



Concrete Corian®

Cabinetry Upgrade



Bianco White FENIX®

Wheels



Standard
Steel Wheels
With Wheel Simulators



Optional
Alcoa Dura-Bright®
Aluminum Wheels
All 6 Aluminum Wheels,
4 Dura-Bright® Wheels

Exterior Paint Options



Euro Sport



Silver



Glacier



Atlantic Blue



Graphite



Shadow



White Suede



Champagne

Options



Rigid Solar Panels with Control Panel
200 W or 400 W



3.6 kW LP Generator
With Auto Start and Auto Changeover Switch



Cabinetry Upgrade
FENIX® Matte Overhead Cabinet Doors



Safe




Remote Key Fob Entry
Coach Entrance Door



Alcoa Dura-Bright® Aluminum Wheels
All 6 Aluminum Wheels, 4 Dura-Bright® Wheels



Auto-Acquisition Satellite Dish



Macerator Sewage Discharge
With Manual Disconnect



4-Point Self-Leveling Jacks



Leisure Lounge System Plus Dinette System
2 Ultrafabrics® Rotating Power Recliners (MB)



Exterior Ladder



Exterior Table



Inflatable Bed for Front Dinette
45" x 88" Sleeping Area (RL, TB)



U-Lounge Dinette with Easy Lift Table
Ultrafabrics® 40" x 69" Sleeping Area (CB)



Removable Front Table Between Captain Chairs
(MBL, MB, FX, CB)

Chassis*	Vehicular	Interior	Galley	Heating, Ventilating, and Air Conditioning	Warranty
Mercedes-Benz Sprinter 3500 Dual Rear Wheel Chassis (170" Wheelbase, 11,030 lb GVWR), 2.0-L Turbocharged I-4 Diesel (208 hp, 332 ft-lb Torque) with 9G-Tronic Auto Transmission	2-Year Roadside Assistance	Coach Floor Extension	Accessory Rail	Air Conditioner – Truma Aventa Eco 13,500 BTU Ducted	Mercedes-Benz – Basic Limited 3 Years/60,000 km (36,000 miles)
Adaptive Cruise Control	Chassis Battery Disconnect	Curved Soft Close Overhead Cabinetry Doors with Hidden Catch	Contoured Solid Surface Corian® Countertop	Furnace – 19,000 BTU (MB, FX, CB, RL, TB)	Mercedes-Benz Engine – Powertrain Limited 5 Years/160,000 km (100,000 miles)
Air Conditioning	Powder Coated Steel Undercarriage Support Structure	Day/Night Roller Shades	Convection Microwave Oven	Furnace – Truma Varioheat (MBL)	Triple E RV – 2 Year Limited Coverage/ 40,000 km (24,000 miles)
Alternator – 250 A	Construction	Dry Chemical Fire Extinguisher	Countertop Extension (MB, RL, TB)	Lavatory Fan and Galley Fan	Optional Equipment
Chrome Grille	Dinette Slide-Out (MBL, MB, FX, CB)	Full Extension Ball Bearing Soft Close Drawer Tracks	Refrigerator Freezer	Electrical	Alcoa Dura-Bright® Aluminum Wheels (6) – Outer 4 Dura-Bright® Finished
Concealed Locking Fuel Filler	Frameless Tinted All-Glass Awning Style Windows	Illuminated Assist Handle	Flush Mount LP Cooktop with Hinged Glass Cover	12-V GFCI Protected Receptacles (Patio, Galley, and Lavatory)	Exterior Ladder
Digital Rear View Mirror	Vacuum Bonded Aluminum Framed Insulated Contoured Sidewalls with Fiberglass Exterior	LED Above-Cabinet Hidden Accent Lighting with Dimmer	Garbage Can (MBL, MB, RL, TB)	12-V Battery Disconnect	Exterior Table
Driver and Passenger Exterior Courtesy Light	Vacuum Bonded Aluminum Framed Insulated Domed Roof with Fiberglass Exterior	LED Ceiling Light Panels with Dimmer in Bedroom and Living Areas	Pull Out Pantry	2000-W Pure Sine Inverter with 80-A Battery Charger	Front Dinette Inflatable Mattress Kit (RL, TB)
Driving Assist Package with Rain Sensing Wiper Assist, Active Braking Assist, Lane Keeping Assist, Traffic Sign Assist	Vacuum Bonded Steel Framed Insulated Floor with Composite Exterior	LED Recessed Strip Lighting Under Overhead Cabinets with Dimmer	Stainless Steel Backsplash	30' Power Cord – 30 A	Generator – 3.6-kW Onan LP with Auto Start and Auto Changeover Switch
Electronic Stability Control	Exterior	Opening Skylight with Screen and Shade	Stainless Steel Undermount Sink with Sink Cover	Dual 12-V Lithium Coach Batteries	Jacks – 4 Point Leveling System
Integrated Fog Lamps with Cornering Light Function	Chrome Automotive-Style "LTV" Branding	Smoke, LP, and CO Detectors	Lavatory	Multiplex Wiring Control System	Leisure Lounge Plus (MB)
Leather-Wrapped Multifunctional Steering Wheel with Tilt/Telescopic Function	Contoured Entrance Door with Screen Door and Window	Soft Vinyl Ceiling Headliner	Accessory Rail	Surge Protector	Macerator – Termination with Manual Disconnect
LED Headlamps with High Beam Assist	Contoured Fiberglass Baggage Doors with Top Continuous Hinge and Draw Tight Latches	Tile Look Vinyl Flooring Throughout	Ceramic Foot Flush Toilet with Hand Sprayer (MB, FX, CB)	Plumbing and LP Systems	Overhead Cabinet Door Upgrade – Bianco White FENIX® Matte
MBUX Touchscreen Multimedia Center with AM/FM, Navigation, Voice Control, Smart Phone Integration, and Rear-View Camera	Contoured Fiberglass Running Boards and Flares	Ultrafabrics® Wrapped Valances (MB, FX, CB, TB)	Ceramic Macerator Toilet (MBL, RL, TB)	Antifreeze Pick Up Kit	Remote Key Fob Entry – Coach Entrance Door
Power Windows and Door Locks	Large Exterior Storage Compartment with Lights (MBL, MB)	Furniture	Curved Glass Shower Door (MBL, MB)	Black Tank Flushing System	Removable Table between Captain's Chairs (MBL, MB, FX, CB)
Power/Heated Exterior Mirrors with Convex and Turn Signal	Large Pass-Through Exterior Storage Compartment with Light (TB)	Ultrafabrics® Booth Dinette with Easy-Lift Table (CB)	Flip Down Towel Bar in Shower	Contained Sewer Hose	Safe
Power/Heated Ultrafabrics® Cab Seats with Armrests, Adjustable Lumbar Support, Recline, and Swivel Bases	LED Patio Light	Ultrafabrics® Leisure Lounge Express Dinette (RL, TB)	Grab Handle in Shower	Exterior Shower	Satellite – Auto Acquisition Winegard Road Trip 4 (DirectSD, DishHD, BellHD)
Privacy Drape in Cab	Painted Color-Matched Front Bumper	Ultrafabrics® Leisure Lounge System Dinette with Flexible Seating and Dining Arrangements (MBL, MB, FX)	Medicine Cabinet with Towel Bar (MB, FX, CB, RL, TB)	Liquid Propane Tank	Solar Panels – 200 W Rigid Low Profile with Control Panel
Rear Hitch Receiver with 7-Pin Connector	Painted Fiberglass Running Boards and Flares	Ultrafabrics® Rear Sofa with 2 Power Recliners (RL)	Retractable Self Cleaning Shower Screen (FX, CB, RL, TB)	Multiple Water Pump Switches	Solar Panels – 400 W Rigid Low Profile with Control Panel
Removable Rubber Floor Mat	Painted Full Body with Clear Coat	Ultrafabrics® Rear Sofa with Hidden Table and Ottoman (FX)	Robe Hook in Shower	Quick Connect Exterior Accessory LP Outlet	U-Lounge Dinette (CB)
Wheel Simulators	Powered Retractable Entrance Step		Shower with Integrated Storage	Tank Level and Battery Voltage Monitoring	
	Water Pump Switch in Utility Center		Shower Skylight	Truma AquaGo Comfort Plus Water Heater	
			Sink – Solid Surface Seamless (MB)	Water Filtration System	
			Sink – Stainless Steel Undermount (MBL, FX, CB, RL, TB)	Water Heater Bypass Valve	
			Water Pump Switch in Lavatory	Water Selector Valve (City Water or Water Tank Fill)	
			Entertainment	Awning Packages	
			Exterior Cable TV Hookup	Powered Legless Box Awning with Wind Sensor and LED Lights	
			Mobile Data/Wi-Fi Extender with Integrated TV Antenna	Slide Topper Awning (MBL, MB, CB, FX)	
			Satellite Dish Pre-Wire	Certification	
			USB-A/USB-C Outlets in Bed and Living Areas	Canadian Certification – Mandatory for Canada	
				RVIA Certification	

*Some Mercedes-Benz Sprinter features listed may not be available on all chassis.



Width: 7' 11" (2,416 mm)

Height Including Air Conditioning
10' 6" (3,200 mm)



Wheelbase: 170" (4,326 mm)

Overall Length: 25' 1" (7,645 mm)

Specifications	U24MBL	U24MB	U24FX	U24CB	U24RL	U24TB
Gross Vehicle Weight Rating	11,030 lb (5,003 kg)	11,030 lb (5,003 kg)	11,030 lb (5,003 kg)	11,030 lb (5,003 kg)	11,030 lb (5,003 kg)	11,030 lb (5,003 kg)
Wheelbase	170" (4,326 mm)	170" (4,326 mm)	170" (4,326 mm)	170" (4,326 mm)	170" (4,326 mm)	170" (4,326 mm)
Length	25' 1" (7,645 mm)	25' 1" (7,645 mm)	25' 1" (7,645 mm)	25' 1" (7,645 mm)	25' 1" (7,645 mm)	25' 1" (7,645 mm)
Width	7' 11" (2,416 mm)	7' 11" (2,416 mm)	7' 11" (2,416 mm)	7' 11" (2,416 mm)	7' 11" (2,416 mm)	7' 11" (2,416 mm)
Height Including Air Conditioning	10' 6" (3,200 mm)	10' 6" (3,200 mm)	10' 6" (3,200 mm)	10' 6" (3,200 mm)	10' 6" (3,200 mm)	10' 6" (3,200 mm)
Interior Height	6' 5" (1,958 mm)	6' 5" (1,958 mm)	6' 5" (1,958 mm)	6' 5" (1,958 mm)	6' 5" (1,958 mm)	6' 5" (1,958 mm)
Fresh Water Capacity	25.6 US gal (97 L)	25.6 US gal (97 L)	25.6 US gal (97 L)	36.5 US gal (138 L)	25.6 US gal (97 L)	36.5 US gal (138 L)
Grey Holding Tank Capacity	35 US gal (133 L)	35 US gal (133 L)	35 US gal (133 L)	35 US gal (133 L)	35 US gal (133 L)	35 US gal (133 L)
Black Holding Tank Capacity	30.6 US gal (116 L)	30.6 US gal (116 L)	30.6 US gal (116 L)	30.6 US gal (116 L)	30.6 US gal (116 L)	30.6 US gal (116 L)
Fuel Capacity	24.5 US gal (93 L)	24.5 US gal (93 L)	24.5 US gal (93 L)	24.5 US gal (93 L)	24.5 US gal (93 L)	24.5 US gal (93 L)
Propane Capacity*	15.8 US gal (59.8 L)	15.8 US gal (59.8 L)	15.8 US gal (59.8 L)	15.8 US gal (59.8 L)	15.8 US gal (59.8 L)	15.8 US gal (59.8 L)
Primary Bed	Manual Murphy Bed (65" x 74" Sleeping Area)	Manual Murphy Bed (68" x 76" Sleeping Area) with Adjustable Backrests	Manual Murphy Bed (68" x 76" Sleeping Area) with Adjustable Backrests	Corner Bed (52" x 76" Sleeping Area) with Decorative Bedspread	Manual Murphy Bed (58" x 74" Sleeping Area)	Twin Bed/King Bed (2-34"x76" or 1-88"x76" Sleeping Area) with Decorative Bedspreads
Secondary Bed	-	-	-	Ultrafabrics® Booth Dinette with Easy Lift Table (40" x 68" Sleeping Area)	Optional Inflatable Bed for Front Dinette (45" x 88" Sleeping Area)	Optional Inflatable Bed for Front Dinette (45" x 88" Sleeping Area)
Primary TV	40" Smart with TV Lift and Sound Bar, and Subwoofer	40" Smart TV with TV Lift, Sound Bar, and Subwoofer	27" Smart TV with Sound Bar	27" Smart TV with Sound Bar	32" Smart TV with Sound Bar	27" Smart TV with Sound Bar
Secondary TV	Optional 40" Exterior TV	-	24"	24"	27" with Sound Bar	24"
Exterior Storage Capacity	45 ft³ (1,264 L)	45 ft³ (1,267 L)	29 ft³ (820 L)	33 ft³ (943 L)	26 ft³ (733 L)	60 ft³ (1,704 L)

*Actual filled propane tank capacity is 80% of listing due to overfilling prevention device on tank.
Exterior storage capacity is approximate. Please visit leisurevans.com for a comprehensive list of standard & optional equipment.



Due to ongoing supply constraints, some Ford Transit features shown may not be available on all chassis



WONDER

Floorplans



Murphy Bed Lounge | W24MBL



Rear Lounge | W24RL



Rear Twin Bed | W24RTB



Front Twin Bed | W24FTB



Wonder Murphy Bed Lounge shown with Rift Oak cabinetry, Bianco White cabinetry upgrade, Concrete countertops, and Sand upholstery.




Wonder Murphy Bed Lounge | W24MBL

The next-generation Murphy Bed.

The next-generation Murphy Bed Lounge offers a completely reimagined layout based on LTV's original Unity Murphy Bed model. Available on both the Unity and Wonder product lines, the Murphy Bed Lounge features an all-new patented Leisure Lounge system, a redesigned modern interior, and a host of new premium components.



Build your Wonder Murphy Bed Lounge



- ◆ Ford or Mercedes-Benz. Gas or diesel. With the Murphy Bed Lounge on both the Unity and Wonder product lines, you can now choose your preferred chassis.
- ◆ The redesigned, patented Leisure Lounge system offers upgraded dual reclining chairs, an updated dinette table system, and a large, panoramic window, drawing in an abundance of natural light in both day and night modes.

- ◆ First Wonder floorplan to feature a slide-out room and ducted air conditioning.
- ◆ The Murphy bed features a comfortable, nearly king-sized (65-inch x 74-inch) sleeping area.
- ◆ Interior finishes include luxurious and durable Ultrafabrics® upholstery and Corian® countertops.

- ◆ The updated living area features a relocated entrance door, offering unobstructed views of the campsite from the large picture window directly across the Leisure Lounge.
- ◆ The spacious lavatory includes a large 34-inch x 34-inch corner shower with curved glass door, a vanity featuring Corian® inset with integrated storage, LED accent lighting, and a skylight.



Wonder Rear Lounge shown with White Oak cabinetry, Bianco White cabinetry upgrade, Antarctica countertops, and Sand upholstery.

Wonder Rear Lounge | W24RL

Where luxury and nature meet.



Build your Wonder Rear Lounge

Built on the impressive Ford Transit Chassis, the Wonder Rear Lounge features an innovative layout with two unique multi-purpose living spaces, creating a coach that easily adapts to your lifestyle and needs. Adjacent to the generous galley, find a removable front dinette that comfortably seats four and easily converts to a second bed (optional) for overnight guests. At the rear, a residential-style sectional sofa with two built-in lounge chairs and near floor-to-ceiling windows transforms into a luxurious master bedroom, thanks to a modern Murphy bed system.



- ◆ The spacious rear lounge area is equipped with a 27-inch TV with sound bar, and sectional sofa with two power recliner seats.
- ◆ Three oversized, expansive rear windows offer an abundance of natural light and immersive views of the outdoors.

- ◆ A 58-inch x 74-inch Murphy bed transforms the rear into a luxurious master bedroom.
- ◆ The large galley makes cooking on the road a joy, thanks to a generous Corian® countertop with flip-down extension, deep stainless steel sink, and premium appliances.

- ◆ The front dinette comfortably seats four around a removable table and conveniently converts into an optional bed system.
- ◆ A centralized touchscreen display or mobile app can be used to control lighting, heating and cooling, tank and battery level monitoring, and more.



Wonder Rear Twin Bed shown with White Oak cabinetry, Antarctica countertops, and Clay upholstery.



Wonder Rear Twin Bed | W24RTB

Designed for adventure.



Build your Wonder Rear Twin Bed

The Wonder Rear Twin Bed completely reimagines what's possible in a sub-25-foot floorplan, offering a separate bedroom at the rear with convertible twin beds that can be joined to create one large bed. A full-size three-piece lavatory with an enclosed shower and one of the largest galleys in the Leisure Travel Vans lineup further enhances comfort and livability. Finally, the Wonder Rear Twin Bed takes exploring to another level with an exterior pass-through garage.



- ◆ The convenient pass-through, garage-style exterior storage is large enough to fit two full-sized bicycles and much more, so you can bring everything you need to explore with ease.
- ◆ The convertible 32-inch × 74-inch twin beds can be moved together to form a large bed that is wider than a residential queen-sized bed.

- ◆ An optional integrated side-mount exterior table makes dining and entertaining outdoors even more convenient, and easily folds for neat storage in the garage when not in use.
- ◆ Ingenious deep, hanging wardrobes are conveniently located beneath each twin bed.

- ◆ A centralized touchscreen display or mobile app can be used to control lighting, heating and cooling, tank and battery level monitoring, and more.
- ◆ The generous galley features a flip-down Corian® countertop extension, deep stainless steel sink, two-burner cooktop, and a spacious fridge/freezer.



Wonder Front Twin Bed shown with Mocha cabinetry, Bianco White cabinetry upgrade, Concrete countertops, and Dove upholstery.



Wonder Front Twin Bed | W24FTB
Room to explore.

The expansive layout of the Wonder Front Twin Bed brings a new level of comfort to the RV lifestyle. Step inside and be greeted by a wide-open space that stretches nearly the length of the coach. Flowing seamlessly into the large galley, the multi-use front area serves as lounging, entertainment, and dining space by day and converts to twin beds or one large bed by night. The floorplan is completed by a large lavatory at the rear and ample interior and exterior storage throughout, all finished with the utmost attention to style and quality.



- ◆ The convertible 32-inch × 76-inch twin beds can be slid together to form a large bed that is wider than a residential queen-sized bed.
- ◆ A 30-inch × 32-inch enclosed shower and stylish medicine cabinet are included in the spacious lavatory.
- ◆ The ergonomic galley includes a spacious fridge/freezer and convection microwave alongside an exceptionally large Corian® Solid Surface countertop.
- ◆ A well-appointed entertainment unit features a 27-inch swing-out smart LED TV and Bluetooth sound bar.
- ◆ 36 cubic feet of exterior storage, including a large rear storage compartment, makes organization and packing simple.
- ◆ A centralized touchscreen display or mobile app can be used to control lighting, heating and cooling, tank and battery level monitoring, and more.

Cabinetry



White Oak shown with Bianco White FENIX® Cabinetry Upgrade



Rift Oak

Upholstery

Captain's chair shown.



Dove Ultrafabrics®



Sand Ultrafabrics®



Clay Ultrafabrics®



Mocha shown with Bianco White FENIX® Cabinetry Upgrade

Countertops



Antarctica Corian®



Concrete Corian®

Cabinetry Upgrade



Bianco White FENIX®

Fabric



Bedding

Wheels



Aluminum Alloy Wheels
Standard

Exterior Paint Options



Euro Sport



Silver



Glacier



Atlantic Blue



Graphite



Shadow



White Suede



Champagne

Options



Ford Transit Chassis with Intelligent All-Wheel Drive



Removable Front Table
Between Captain's Chairs (MBL)



Rigid Solar Panels with Control Panel
200 W or 400 W



Auto-Acquisition Satellite Dish



Macerator Sewage Discharge
With Manual Disconnect



Exterior Ladder



Exterior Table



Cabinetry Upgrade
FENIX® Matte Overhead Cabinet Doors



Inflatable Bed for Front Dinette
45" x 88" Sleeping Area (RL, RTB)



Keyless Entrance Door

Chassis*
Ford Transit Dual Rear Wheel Chassis (178" Wheelbase, 11,000 lb GVWR), 3.5-L EcoBoost V6 Gas (310 hp, 400 ft-lb Torque) with 10-Speed Automatic Transmission, Tow Haul Mode. <i>Available with Optional Intelligent All-Wheel Drive (AWD).</i>
Adaptive Cruise Control
Air Conditioning
Alternator – 250 A
Aluminum Alloy Wheels
Concealed Locking Fuel Filler
Driver and Passenger Exterior Courtesy Light
Fog Lamps
HID Headlamps
Illuminated Sun Visors
Leather-Wrapped Multifunctional Steering Wheel with Tilt/Telescopic Function
Post-Collision Braking, Pre-Collision Assist with Auto Emergency Braking, Auto High Beam Headlamps, Lane Keeping System, Forward Collision Warning and Side Curtain Airbag
Power Windows and Door Locks
Power/Heated Exterior Mirrors with Convex and Turn Signal
Privacy Drape in Cab
Rear Hitch Receiver with 7-Pin Connector
Rear-View Mirror
Removable Carpeted Floor Mat
SYNC® 4 12" Touchscreen Multimedia Center with AM/FM, SiriusXM, Navigation, and Rear-View Camera
Tire Pressure Monitoring System
Ultrafabrics® Cab Seats with Armrests, Adjustable Lumbar Support, Recline, 4-Way Manual, Swivel Bases

*Some Ford Transit features listed may not be available on all chassis.

Vehicular
2-Year Roadside Assistance
Powder Coated Steel and Aluminum Undercarriage Support Structure

Construction
Dinette Slide-Out (MBL)
Frameless Tinted All Glass Awning-Style Windows
Vacuum Bonded Aluminum Framed Insulated Contoured Sidewalls with Fiberglass Exterior
Vacuum Bonded Aluminum Framed Insulated Domed Roof with Fiberglass Exterior
Vacuum Bonded Aluminum Framed Insulated Floor with Composite Exterior
Exterior
Chrome Automotive-Style "LTV" Branding
Contoured Entrance Door with Screen Door & Window
Contoured Fiberglass Baggage Doors with Top Continuous Hinge and Draw Tight Latches
Illuminated Assist Handle
Large Exterior Storage Compartment with Lights (MBL, FTB)
Large Pass-Through Exterior Storage Compartment with Bicycle/Cargo Slide (RTB)
LED Patio Light
Painted Color-Matched Front Bumper
Painted Fiberglass Running Boards and Flares
Painted Full Body with Clear Coat
Powered Retractable Entrance Step
Water Pump Switch in Utility Center

Interior
Coach Floor Extension
Curved Soft Close Overhead Cabinetry Doors with Hidden Catch
Dry Chemical Fire Extinguisher
Full Extension Ball Bearing Soft Close Drawer Tracks
Illuminated Assist Handle
LED Aisle Lighting and Hidden Accent Lights Above Cabinet with Dimmer
LED Ceiling Light Panels with Dimmer in Bedroom and Living Areas
LED Recessed Strip Lighting with Dimmer Under Overhead Cabinets
Opening Skylight with Screen and Shade
Roller Shades
Smoke, LP, and CO Detectors
Soft Vinyl Ceiling Headliner
Tile Look Vinyl Flooring Throughout
Furniture
Cloth Fabric Dinette with Flexible Seating/Dining Arrangements (FTB)
Ultrafabrics® Dinette with Flexible Seating/Dining Arrangements (RL, RTB)
Ultrafabrics® Leisure Lounge Dinette with 2 Power Recliners and Easy Lift Table (MBL)
Ultrafabrics® Rear Sofa with 2 Recliners (RL)

Galley
Accessory Rail
Built-In Dish Drainer (MBL)
Contoured Solid Surface Corian® Countertop
Convection Microwave Oven
Countertop Extension (RL, RTB)
Countertop Small Appliance Storage Compartment (MBL)
Refrigerator Freezer
Flush Mount LP Cooktop with Hinged Glass Cover
Garbage Can
Pull-Out Pantry (MBL, RL, RTB)
Stainless Steel Backsplash
Stainless Steel Undermount Sink with Sink Cover
Lavatory
Accessory Rail
Ceramic Foot Flush Toilet with Hand Sprayer (FTB)
Ceramic Macerator Toilet (MBL, RL, RTB)
Curved Glass Shower Door (MBL)
Flip Down Towel Bar in Shower
Grab Handle in Shower
Medicine Cabinet (RL, RTB, FTB)
Retractable Self-Cleaning Shower Screen (RL, RTB, FTB)
Robe Hook in Shower
Shower Skylight
Shower with Integrated Storage
Stainless Steel Undermount Sink
Water Pump Switch in Lavatory
Entertainment
Exterior Cable TV Hookup
Mobile Data/Wi-Fi Extender with Integrated TV Antenna
Satellite Dish Pre-Wire
USB-A/USB-C Outlets in Bed and Living Areas

Heating, Ventilating, and Air Conditioning
Air Conditioner – Truma Aventa Eco 13,500 BTU (MB, RTB, FTB)
Air Conditioner – Truma Aventa Eco 13,500 BTU Ducted (MBL)
Furnace – 19,000 BTU (RL, RTB, FTB)
Furnace – Truma Varioheat (MBL)
Lavatory Fan and Galley Fan
Electrical
120-V GFCI Protected Receptacles (Patio, Galley, and Lavatory)
12-V Battery Disconnect
2000-W Pure Sine Inverter with 80-A Battery Charger
30' Power Cord – 30 A
Dual 12-V Lithium Coach Batteries
Generator – 4.0 kW Gas with Auto Start and Auto Changeover Switch
Multiplex Wiring Control System
Rear Storage 12-V Power Receptacle (RTB)
Surge Protector
Plumbing and LP Systems
Antifreeze Pick Up Kit
Black Tank Flushing System
Contained Sewer Hose
Exterior Shower
LP Tank
Multiple Water Pump Switches
Quick Connect Exterior Accessory LP Outlet
Tank Level and Battery Voltage Monitoring
Truma AquaGo Comfort Plus Water Heater
Water Filtration System
Water Heater Bypass Valve
Water Selector Valve (City Water or Water Tank Fill)
Awning Packages
Powered Legless Box Awning with Wind Sensor, LED Lights
Slide Topper Awning (MBL)

Certification
Canadian Certification – Mandatory for Canada
RVIA Certification
Warranty
Ford Basic Limited 3 Years/60,000 km (36,000 miles)
Ford Powertrain Limited 5 Years/100,000 km (60,000 miles)
Triple E RV 2-Year Limited Coverage/40,000 km (24,000 miles)
Optional Equipment
AWD – Ford Transit Chassis with Intelligent All-Wheel Drive
Exterior Ladder
Exterior Table
Front Dinette Inflatable Mattress Kit (RL, RTB)
Macerator – Termination with Manual Disconnect
Overhead Cabinet Door Upgrade – Bianco White FENIX® Matte
Remote Key Fob Entry – Coach Entrance Door
Removable Front Table between Captain's Chairs (MBL)
Satellite – Auto Acquisition Winegard Road Trip 4 (DirectSD, DishHD, BellHD)
Solar Panels – 200 W Rigid Low Profile with Control Panel
Solar Panels – 400 W Rigid Low Profile with Control Panel



Width: 7' 11" (2,416mm)

Height Including Air Conditioning
9' 11.5" (3,035 mm)

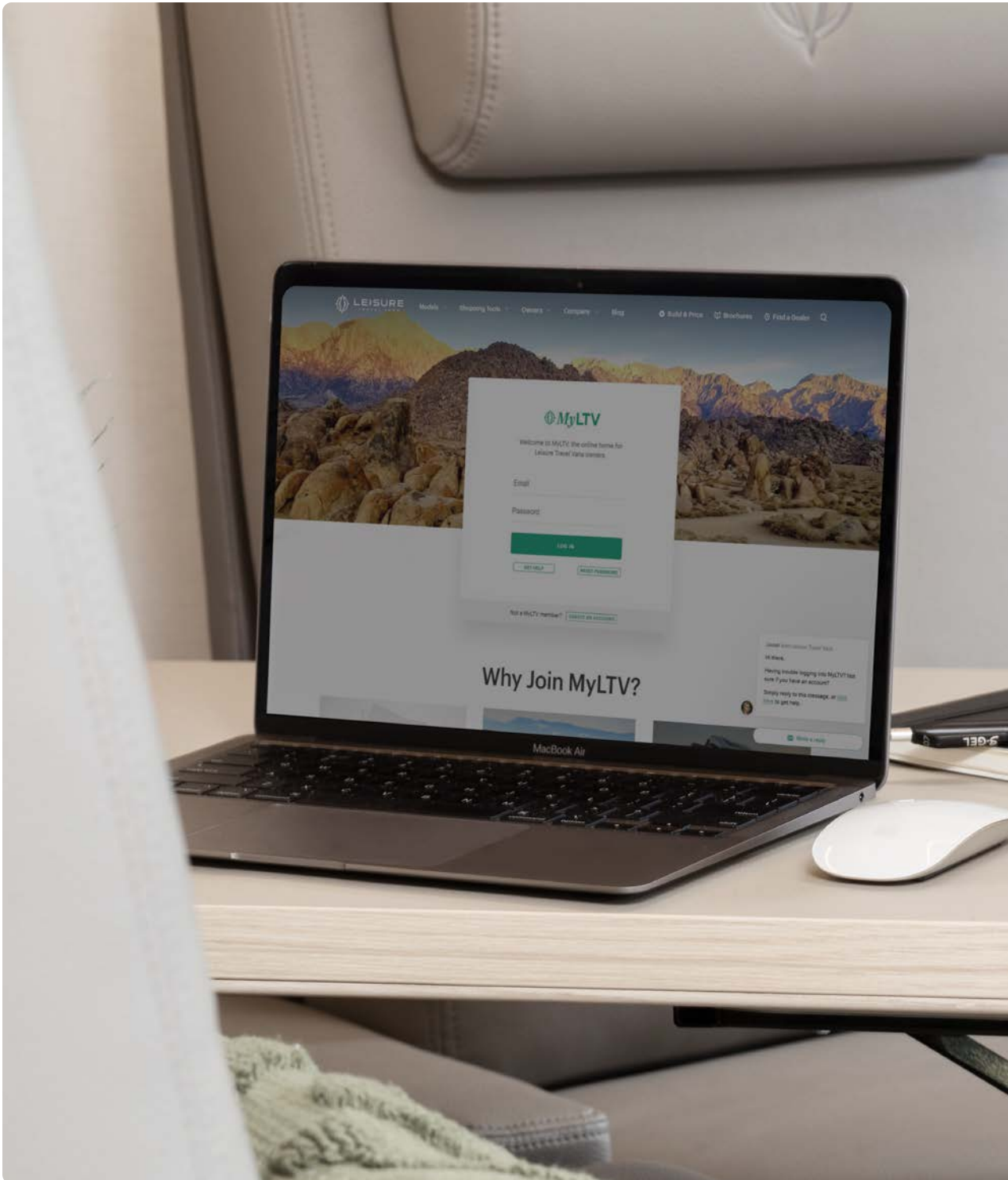


Wheelbase: 178" (4,522 mm)

Overall Length: 24' 9" (7,544 mm)

Specifications	W24MBL	W24RL	W24RTB	W24FTB
Gross Vehicle Weight Rating	11,000 lb (4,990 kg)	11,000 lb (4,990 kg)	11,000 lb (4,990 kg)	11,000 lb (4,990 kg)
Wheelbase	178" (4,522 mm)	178" (4,522 mm)	178" (4,522 mm)	178" (4,522 mm)
Length	24' 9" (7,544 mm)	24' 9" (7,544 mm)	24' 9" (7,544 mm)	24' 9" (7,544 mm)
Width	7' 11" (2,416 mm)	7' 11" (2,416 mm)	7' 11" (2,416 mm)	7' 11" (2,416 mm)
Height Including Air Conditioning	9' 11.5" (3,035 mm)	9' 11.5" (3,035 mm)	9' 11.5" (3,035 mm)	9' 11.5" (3,035 mm)
Interior Height	6' 5" (1,958 mm)	6' 5" (1,958 mm)	6' 5" (1,958 mm)	6' 5" (1,958 mm)
Fresh Water Capacity	33.5 US gal (127 L)	33.5 US gal (127 L)	36.5 US gal (138 L)	33.5 US gal (127 L)
Grey Holding Tank Capacity	26.4 US gal (100 L)	26.4 US gal (100 L)	26.4 US gal (100 L)	35 US gal (133 L)
Black Holding Tank Capacity	35 US gal (133 L)	35 US gal (133 L)	26.4 US gal (100 L)	26.4 US gal (100 L)
Fuel Capacity	25 US gal (95 L)	25 US gal (95 L)	25 US gal (95 L)	25 US gal (95 L)
Propane Capacity*	13.2 US gal (50 L)	13.2 US gal (50 L)	13.2 US gal (50 L)	13.2 US gal (50 L)
Primary Bed	Manual Murphy Bed (65" x 74" Sleeping Area)	Manual Murphy Bed (58" x 74" Sleeping Area)	Twin Bed/Double Bed (2-32" x 74" or 1-64" x 74" Sleeping Area)	Twin Bed/Double Bed (2-32" x 76" or 1-64" x 76" Sleeping Area) with Toss Cushions
Secondary Bed	-	Optional Inflatable Bed for Front Dinette (45" x 88" Sleeping Area)	Optional Inflatable Bed for Front Dinette (45" x 88" Sleeping Area)	-
Primary TV	40" Smart TV with Sound Bar, Subwoofer	27" Smart TV with Sound Bar	27" Smart TV with Sound Bar	27" Smart TV with Sound Bar
Secondary TV	Optional 40" Exterior TV	27" with Sound Bar	24"	-
Exterior Storage Capacity	33 ft ³ (923 L)	15 ft ³ (421 L)	68 ft ³ (1,926 L)	36 ft ³ (1,010 L)

*Actual filled propane tank capacity is 80% of listing due to overfilling prevention device on tank.
Exterior storage capacity is approximate. Please visit leisurevans.com for a comprehensive list of standard and optional equipment.



MyLTV

MyLTV is the online home for Leisure Travel Vans owners. Within your personalized MyLTV dashboard you can learn more about your RV, join a Travelers Club, connect with other owners, earn rewards, view upcoming events and more.

leisurevans.com/myltv

Product Resources

MyLTV's Product Resources pages are where you go to learn all about your Leisure Travel Van. View your owner's manual or watch technical walkthrough videos showing you how to operate many features of your LTV.

Component Resource Library

View a list of many of the components found in your LTV, along with their respective serial numbers, manuals and warranty information.

Storage Dimensions

Find the storage dimensions of each cabinet within your LTV. This can be particularly useful if you have an LTV on order and would like to begin shopping for RV gear and accessories.

Help Center

Easily find answers to frequently asked questions in our ever-expanding Help Center. From how to get your Wi-Fi working to de-winterizing your LTV, our Help Center will get you back to enjoying your LTV. Access the Help Center at ltv.travel/help.

Owners' Resources



Travelers Club

One of the many benefits of owning an LTV is the ability to join a Leisure Travelers Club in your area. Each regional club has a Club Leader that coordinates events and activities for their group. Learn more about the Leisure Travelers Club and how you can start connecting with other LTV owners today!

ltv.travel/clubs

ARP

Ambassador Rewards Program

MyLTV makes it easy to begin earning rewards for referring new customers to LTV. Request brochures, download pre-filled referral cards, submit claims and redeem your points, all within your MyLTV dashboard.

leisurevans.com/owners/arp

Newsletter

Stay informed with the Leisure Travel Vans email newsletter. Keep up to date on news, videos, product updates, promotions, and more. Sign up today!

leisurevans.com/newsletter

Blog

LTV Blog

Read stories that will make you feel like you were there, while igniting your desire to go. Find tips and advice that will enhance the time you spend in your home-on-wheels, and make it feel even more like home. Stay informed with the latest news and reviews. The LTV Blog is a source of ongoing inspiration that you don't want to miss.

leisurevans.com/blog

LTV PHOTO CONTEST

Photo Contest

Each year we conduct an Annual Photo Contest. Hundreds of stunning photos are submitted from all over North America. Enter a favorite photo (or photos) from your adventures, featuring your LTV, and you'll be entered to win one of several grand prizes.

leisurevans.com/photocontest

Events

Visit our events calendar to learn more about upcoming RV shows, Leisure Travelers Club events, rallies and more.

leisurevans.com/events

1 The 2 Leisure 3 List

The Leisure List Collections

The Leisure List is a regular feature of the LTV Blog where owners offer personal recommendations and insights, based on their own experiences, in an ever-widening range of topics. Make trip-planning easy, get ideas for customizations and accessories in your LTV, and even discover new meals to try on your next trip.

ltv.travel/leisure-list

EXPLORERS

Explorers Team

The Leisure Explorers Team program supports a community of RV travel enthusiasts who enjoy documenting and sharing their travels, tips and ideas with the world. Our goal is to inspire others to explore and discover new places to visit on their next RV adventure.

leisurevans.com/explorers

LTV Store

The LTV Online Store is stocked with high-quality, travel-tested goods and apparel, designed for a life spent outdoors.

shop.leisurevans.com



The Leisure List Trip Planner

Gather inspiration for your next RV adventure with the all-new Leisure List Trip Planner. Plan your trip based on recommendations from other LTV owners, save your favourite locations, and even submit your own recommendations to be added to the site.

leisurevans.com/trip-planner

Rally

Annual Fall Rally

Every September, LTV owners trek to Manitoba to attend the annual rally hosted by Triple E RV. Events include technical seminars, tours of our manufacturing facility and other local attractions, great entertainment, and delicious food. The Rally is a great way to meet and interact with fellow Leisure Travel Vans owners.

leisurevans.com/rally



Triple E Recreational Vehicles
301 Roblin Blvd
Winkler, MB, Canada
R6W 4C4

leisurevans.com
Telephone: 1-204-325-4361
Toll-Free: 1-877-992-9906
Fax: 1-204-325-5241

Leisure Travel Vans is a brand of Triple E Canada Ltd. Product improvement is a continuing process at Triple E RV. We reserve the right to change specifications, standards and options on any and all products without prior notice; errors and omissions excepted. Triple E RV is under no obligation to undertake modifications to units manufactured prior to changes in specifications. Units may be shown with optional equipment. Photo accessories are not included. Brochure printed in Canada, September 2023.